

Kuroshio_Wi-Fi is a Wi-Fi service offered primarily to reduce the mental burden of gathering information for evacuees in the event of a disaster.

Outside of an emergency, anyone can connect to SSID “Kuroshio_Free_Wi-Fi” to enjoy free internet service with IWK.

Identity verification is required through a Facebook, LINE, Google, or Weibo account; or via verification by email.

In the event of a major disaster, the service will switch to "Kuroshio_SOS_Wi-Fi", and internet service will be available without authentication.


How to Use

- ① Open a website on your device's browser. You should automatically be redirected to the Authentication Portal.
※Sites beginning with https will display security warnings, so it is recommended to open sites beginning with http. (※**See attached sheet**)

Connect with a social media account

- ② Select your social media account type and enter your login information.

OR, connect by email verification

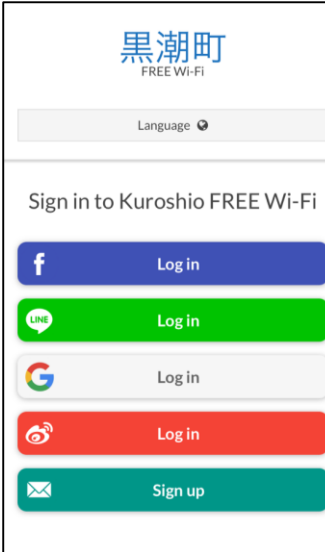
- ② Select the  icon. Enter your email address on the next screen, and you will be sent the link for the email verification page.

※The link will be sent from no-reply@wifiservice.jp. Please check your spam folder if the message does not arrive.

- ③ If authentication is successful, you will be redirected to the official Kuroshio Town Tourism Website. You are now connected to Wi-Fi.

Caution

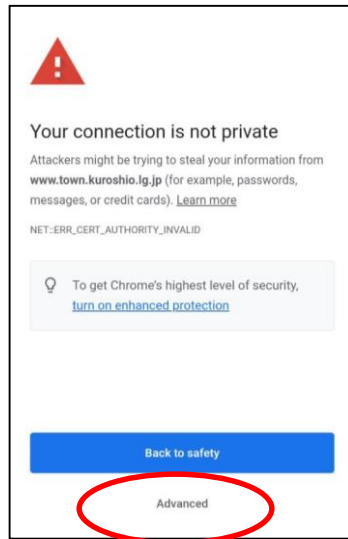
Authentication will expire after 12 hours, after which you will need to log in again.



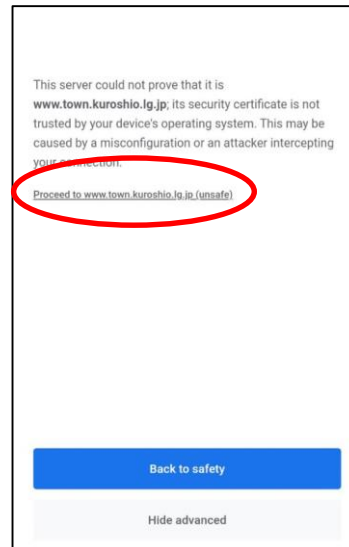
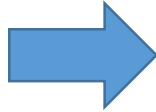
Authentication Portal Site

(Attached Sheet) What to do when security warnings appear.
✂The content displayed may differ depending on your device's OS.

Android



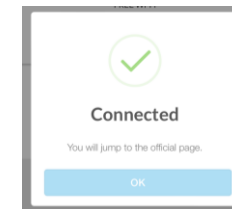
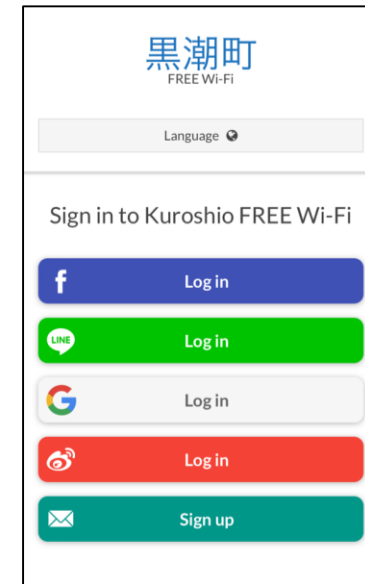
Select
"Advanced"



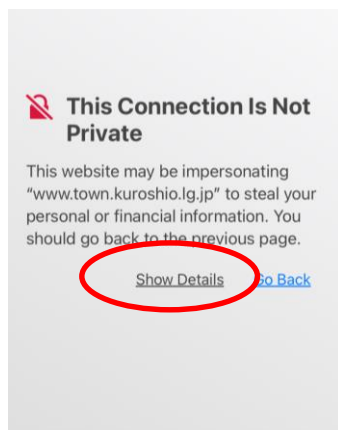
Select
"Proceed to [site name]
(unsafe)"



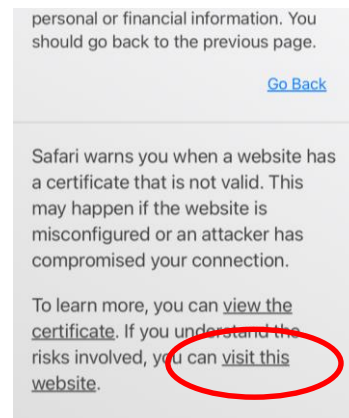
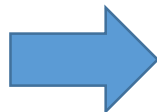
Choose your sign-in method



iPhone



Select
"Show Details"



Select
"visit this website"

